

700MHz-2700MHz/30Watts/Rack Mount

Model Number: KB0727S45A

The KB0727S45A is a rack-mountable unit incorporating a universal voltage power supply and a built-in forced air-cooling system. This amplifier subsystem utilizes GaN power device that provides excellent power density, high efficiency, low distortion and wide dynamic range. Due to robust engineering and employment of advanced broadband RF matching networks, combining techniques and qualified components, the amplifier achieves consistent performance with field proven reliability.

FEATURES:

- Instantaneous ultra-broadband
- Suitable for CW, AM, and FM modulation type
- Compact and robust design
- Standard front panel manual gain adjust
- Unconditional stability and ruggedness

ELECTRICAL SPECIFICATIONS @ 220VAC, 25°C, 50Ω System

Parameter	Symbol	Minimum	Typical	Maximum	Units
Operating Frequency	BW	700		2700	MHz
Output Power CW	P _{SAT}		30		Watt
Power gain	PG		45		dB
Input Power for Rated P _{SAT}	P _{IN}		0		dBm
Input Return Loss	S ₁₁			-10	dB
Harmonics @ P _{OUT} =30W	H		-10		dBc
Spurious Signals	Spur		-55		dBc
Noise Floor	/		-40		dBm/MHz
Input/Output Impedance	Impedanc		50		dBc
Operating Voltage (1-phase)	V _{DC}	200	220	240	Volt
Power Consumption @ P _{OUT} =30W CW	PD		500		Watt

MECHANICAL SPECIFICATIONS

Parameter	Value	Limits
Dimensions (W x H x D) – Bench Top / Rack Mount	482.6 x 88 x 445 mm [19x3.5x17.5 inch] (2U)	Max
Weight	20kg [44lbs]	Max
RF Connectors Input /Output	In: Type-N, Female; Output: Type-N, Female	
Cooling	Built-in internal forced air-cooling system	

ENVIRONMENTAL CHARACTERISTICS (Design to Meet)

Parameter	Minimum	Typical	Maximum	Units	Notes
Operating Ambient Temperature	-20		50	°C	
Storage Temperature	-30		60	°C	
Relative Humidity (non-condensing)			95	%	

PROTECTIONS

Input RF drive level without damage	+5 dBm (Max)
VSWR protection@40W	@ 3:1- PA output power will degrade to a safe operation level, and system will still work. @ >3:1 protection will make system shutdown.
Thermal Overload	Power will Gracefully Degrade, when Ambient Temp >50°C

Focus on Your Application

Chengdu KeyLink Wireless Technology Co., Ltd.

>> 5-2, Huidu Headquarters Park, High-Tech(West) Zone, Chengdu, 611731, P. R. China

>> Phone: +86(28)87870761*8708 >> Fax: +86(28)87883266

>> sales@keylinkmw.com >> www.keylinkmw.com

Specifications subject to change without notice

700MHz-2700MHz/30Watts/Rack Mount

Model Number: KB0727S45A

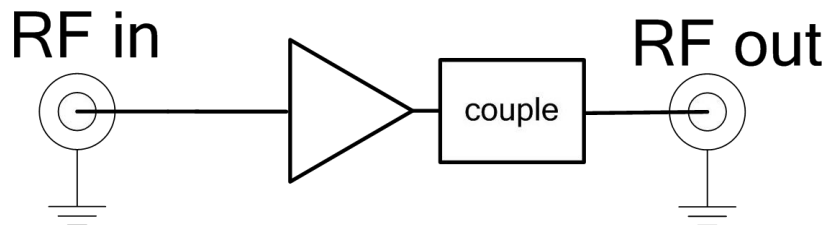
AVAILABLE OPTIONS (Selected options refer to the factory)

Description		LCD Screen
Status Monitor	LCD controller	Digital Display, including FWD/REV Power indication (dBm or Watt scale), Standby mode, Fault indication
WAN	Serial management of device	Internet access

WAN

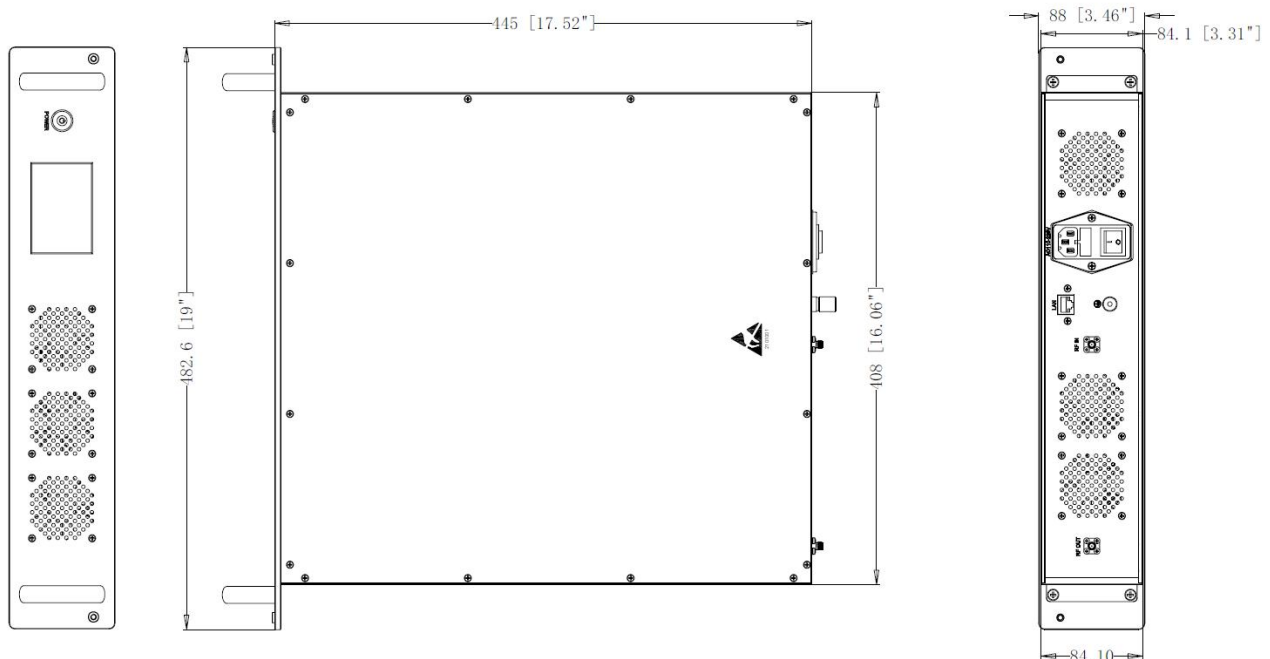
Description	Specifications	Option FGA	LED
FWD	Forward detected power		
REV	Reverse detected power		

Functional Diagram



Note: Output power is lower by 0.75 dB with this option

OUTLINE DRAWING (All dimensions in mm)



Focus on Your Application

Chengdu KeyLink Wireless Technology Co., Ltd.

>> 5-2, Huidu Headquarters Park, High-Tech(West) Zone, Chengdu, 611731, P. R. China

>> Phone: +86(28)87870761*8708 >> Fax: +86(28)87883266

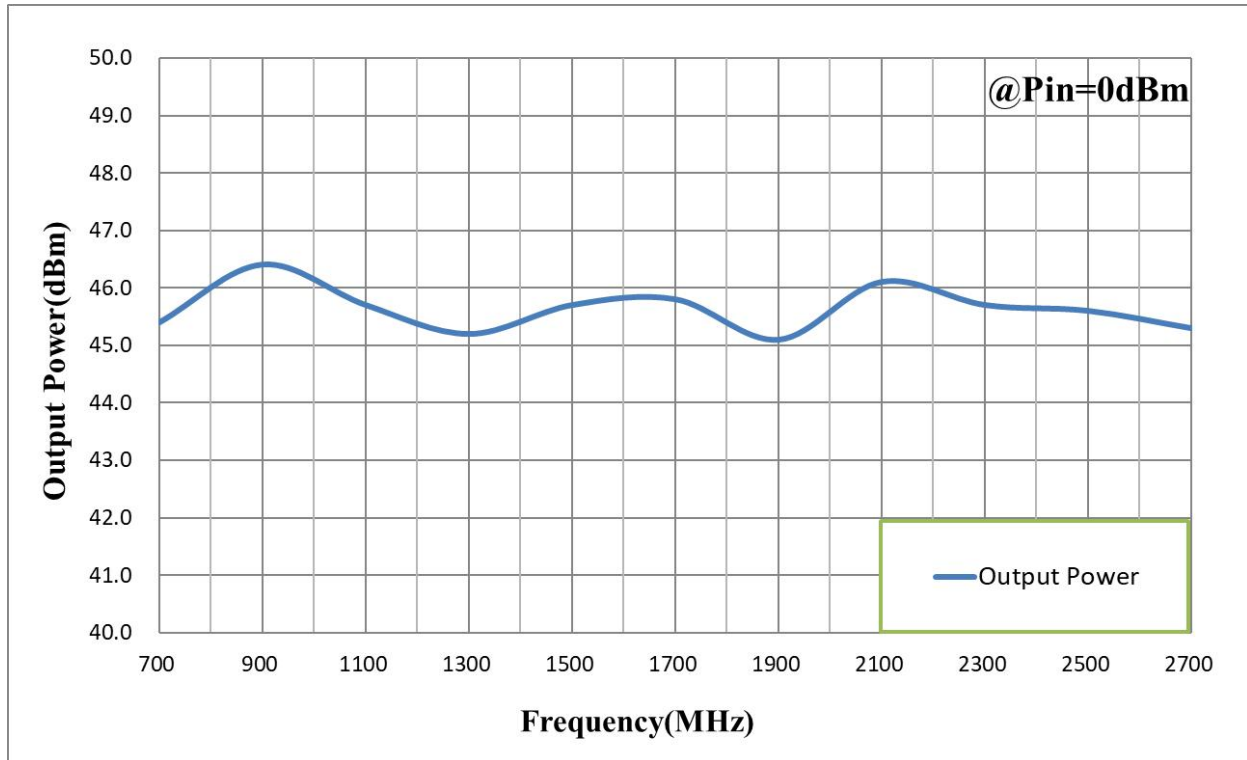
>> sales@keylinkmw.com >> www.keylinkmw.com

Specifications subject to change without notice

700MHz-2700MHz/30Watts/Rack Mount

Model Number: KB0727S45A

TYPICAL PERFORMANCE PLOTS (For reference only)



Note:

This product will be developed upon contract/order. All the above specs are for reference only. Actual product may be different. Please check with KeyLink sales team if you have any question.

Focus on Your Application

Chengdu KeyLink Wireless Technology Co., Ltd.

>> 5-2, Huidu Headquarters Park, High-Tech(West) Zone, Chengdu, 611731, P. R. China

>> Phone: +86(28)87870761*8708

>> Fax: +86(28)87883266

>> sales@keylinkmw.com

>> www.keylinkmw.com

Specifications subject to change without notice