

1805-1880MHz/200Watt/Module

Model Number: KN1840M53A

The model KN1840M53A is narrow high power amplifier operating between 1805MHz and 1880MHz and offering a wide dynamic Range with 200 Watts typical saturated power. The employment of (LDMOS) and chip-and-wire technology in manufacturing ensures this module state-of-the-art power performance with excellent power-to-volume ratio. It is ideal for jamming, EMC, test and measurement applications.

FEATURES:

- Small Size and light weight
- 50 Ohms input and Output matched
- Built-in control and protection circuits
- low distortions

ELECTRICAL SPECIFICATIONS @ +28.0VDC, 25°C, 50Ω

Parameter	Symbol	Minimum	Typical	Maximum	Units
Operating Frequency	BW	1805		1880	MHz
RF Output Power	Psat		200		Watt
Power Gain	Gp		53		dB
Power Gain Flatness	Δ Gp		±1.5		dB
Input Return Loss	S ₁₁			-10	dB
Harmonics @150W	H		-15		dBc
Spurious Signals	Spur		-55		dBc
In/Output Impedance			50		Ω
Operating Voltage	V _{DC}	24	28	32	Volt
DC Current @200W	I _{DD}		26		Amp
Switching Time @1kHz TTL	T _{on/off}		2	5	uSec

MECHANICAL SPECIFICATIONS

Parameter	Value	Units	Limits
Dimensions	170x130x30 [6.69x5.12x1.18]	mm [inch]	Maximum
Weight	2 [4.4]	kg [lbs]	Maximum
RF Connectors Input	SMA, Female		
RF Connectors Output	Type-N, Female		
DC Interface Connector	Hybrid,D-sub 7 Pin, Male		
Cooling	External Heatsink (Not Supplied)		

ENVIRONMENTAL CHARACTERISTICS (Design to Meet)

Parameter	Minimum	Typical	Maximum	Units	Notes
Operating Temperature	-20		60	°C	
Non-operating Temperature	-25		65	°C	Storage
Relative Humidity (non-condensing)			95	%	

Absolute Maximum Rating

Input RF drive level without	+10 dBm (Max)
Load VSWR @ POUT =100W	∞ @ all load phase & amplitude for duration of 1 minute; 3:1 @ all load phase & amplitude continuous
Thermal Overload	85°C @ heatsink [restored @ 60°C]

Focus on Your Application

Chengdu KeyLink Microwave Technology Co., Ltd.

>> 5-2, Huidu Headquarters Park, High-Tech(West) Zone, Chengdu, 611731, P. R. China

>> Phone: +86(28)87870761

>> Fax: +86(28)87883266

>> Email: sales@keylinkmw.com

>> www.keylinkmw.com

Specifications subject to change without notice

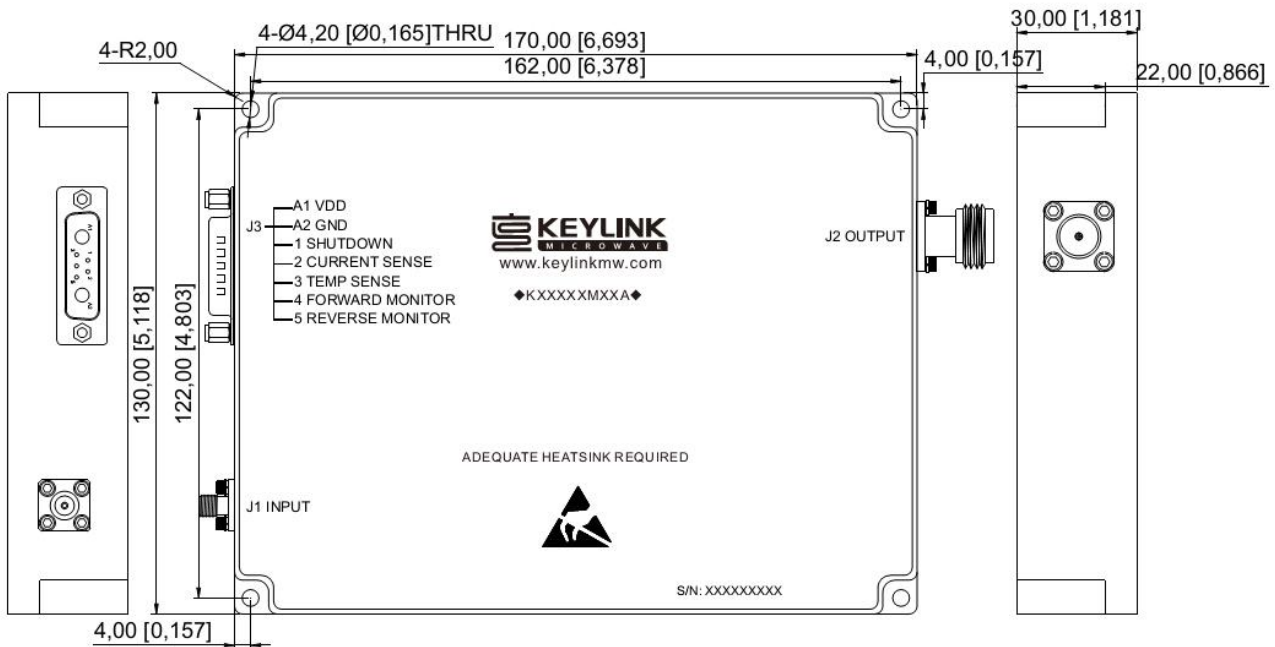
1805-1880MHz/200Watt/Module

Model Number: KN1840M53A

DC INTERFACE CONNECTOR

Pin #	Description	Specifications
A1	VDD	28V _{DC}
A2	GND	Ground
1	SHUTDOWN	Amplifier Disable: TTL Logic High (3.3V) (Internally Pulled-Low)
2	CURRENT SENSE	Analog voltage relative to I _{DD} @ 100mV per Ampere
3	TEMP SENSE	Analog voltage relative to Module's Temperature @ 10 mV/°C
4	FORWARD MONITOR	Analog voltage relative to forward power level
5	REVERSE MONITOR	Analog voltage relative to reflected power level

OUTLINE DRAWING (All dimensions in mm [inch])



Focus on Your Application

Chengdu KeyLink Microwave Technology Co., Ltd.

>> 5-2, Huidu Headquarters Park, High-Tech(West) Zone, Chengdu, 611731, P. R. China

>> Phone: +86(28)87870761

>> Fax: +86(28)87883266

>> Email: sales@keylinkmw.com

>> www.keylinkmw.com

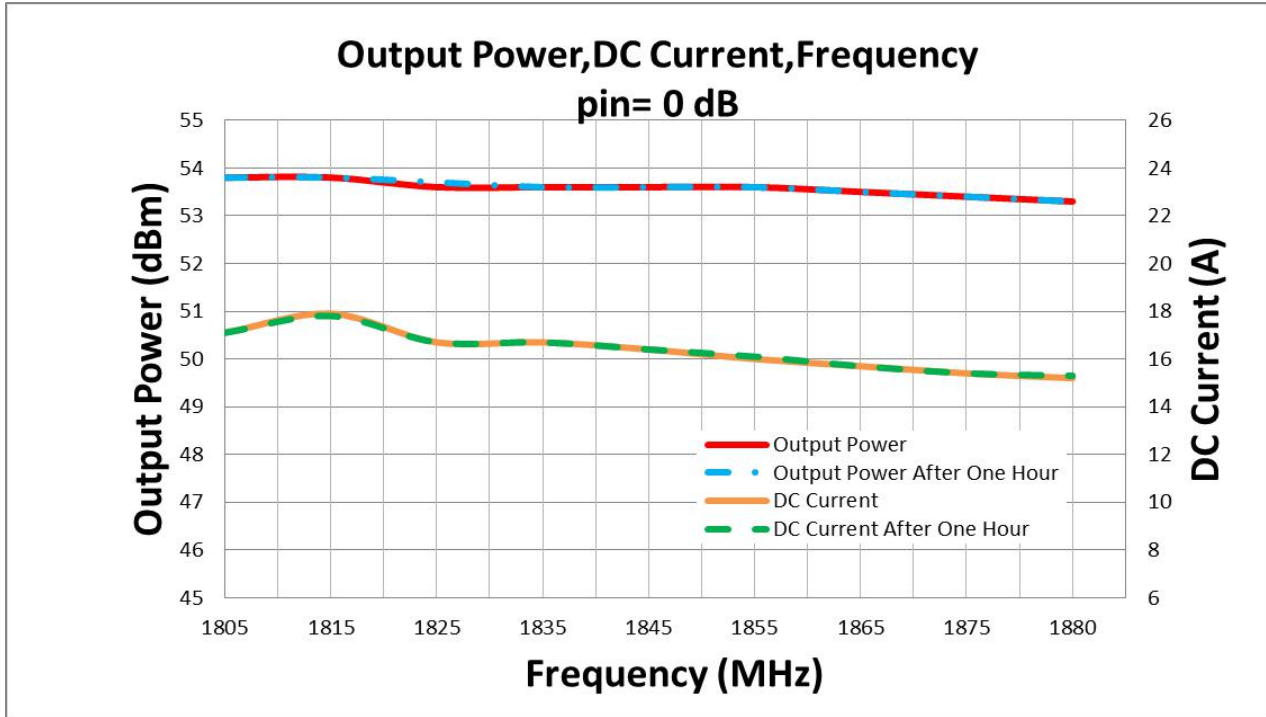
Specifications subject to change without notice

1805-1880MHz/200Watt/Module

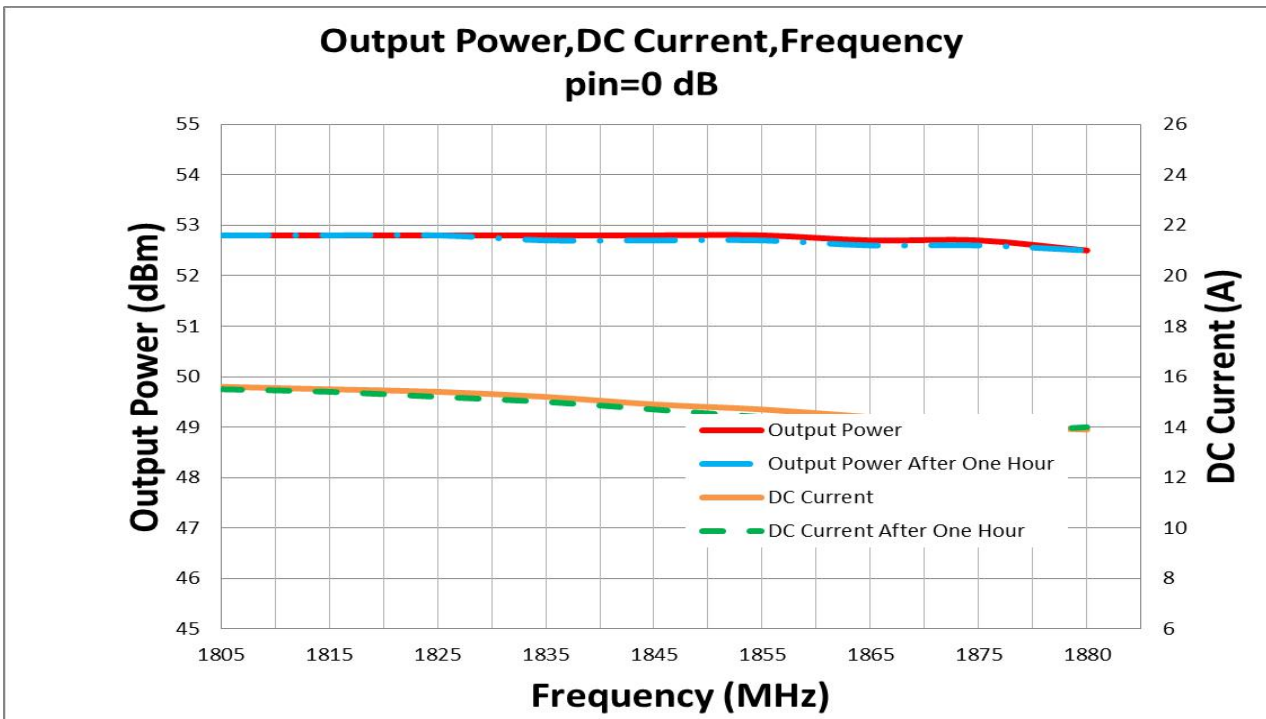
Model Number: KN1840M53A

TYPICAL PERFORMANCE PLOTS

Graph1: Output Power (Low temp. $-20\pm 3^{\circ}\text{C}$)



Graph2: Output Power (High temp. $+60\pm 3^{\circ}\text{C}$)



Focus on Your Application

Chengdu KeyLink Microwave Technology Co., Ltd.

>> 5-2, Huidu Headquarters Park, High-Tech(West) Zone, Chengdu, 611731, P. R. China

>> Phone: +86(28)87870761

>> Fax: +86(28)87883266

>> Email: sales@keylinkmw.com

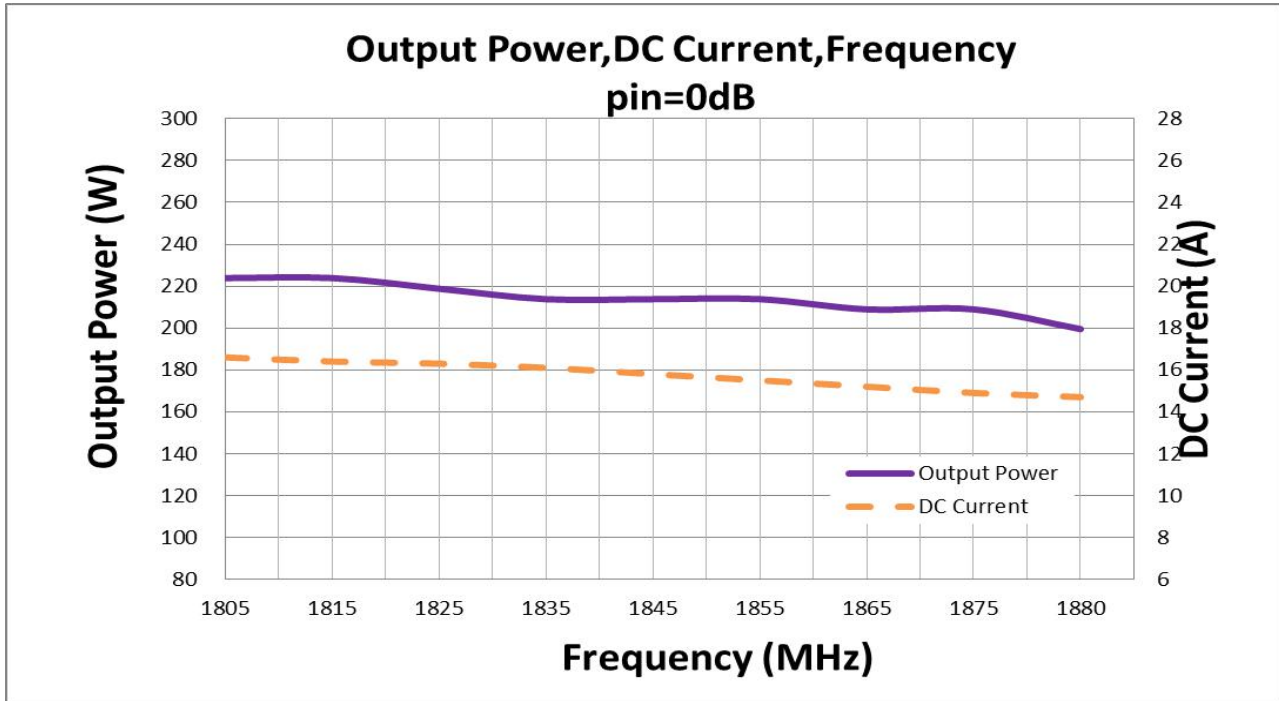
>> www.keylinkmw.com

Specifications subject to change without notice

1805-1880MHz/200Watt/Module

Model Number: KN1840M53A

Graph3: Output Power (Normal temp. +25±3°C)



Note: Adequate heatsink required.

Focus on Your Application

Chengdu KeyLink Microwave Technology Co., Ltd.

>> 5-2, Huidu Headquarters Park, High-Tech(West) Zone, Chengdu, 611731, P. R. China

>> Phone: +86(28)87870761

>> Fax: +86(28)87883266

>> Email: sales@keylinkmw.com

>> www.keylinkmw.com

Specifications subject to change without notice